














Torque Wrenches (Indicating Type)

Product		Description
	<u>DB / DBE / DBR</u>	Dial Indicating Torque Wrench
	<u>CDB-S</u>	Interchangeable Head Type Dial Indicating Torque Wrench
	<u>CEM3</u>	Data Tork, Torque Wrench for Tightening & Inspection New Product
	<u>CEM3-P</u>	Data Tork (Program Version), Torque Wrench for Tightening & Inspection New Product
	<u>CEM2</u>	Data Digital Torque Wrench (Discontinued. Replaced with new version CEM3)
	<u>CTA</u>	Digital Torque and Angle Wrench
	<u>CTA-P</u>	Production type for CTA with production software package
	<u>CTB</u>	Digital Retightening Wrench
	<u>T-S</u>	T-Handle and Dial Indicating Torque Wrench
	<u>SF / F</u>	Beam Type Torque Wrench
	<u>FR</u>	High Torque Range and Beam Type Torque Wrench
	<u>QF / QFR</u>	Ratchet Head and Beam Type Torque Wrench
	<u>CSF / CF</u>	Interchangeable Head Type and Beam Type Torque Wrench